



# BASE-5 Pieces

Print in color on a heavier paper (45 lbs or 170 g/m<sup>2</sup>). Cut out along the dashed lines.

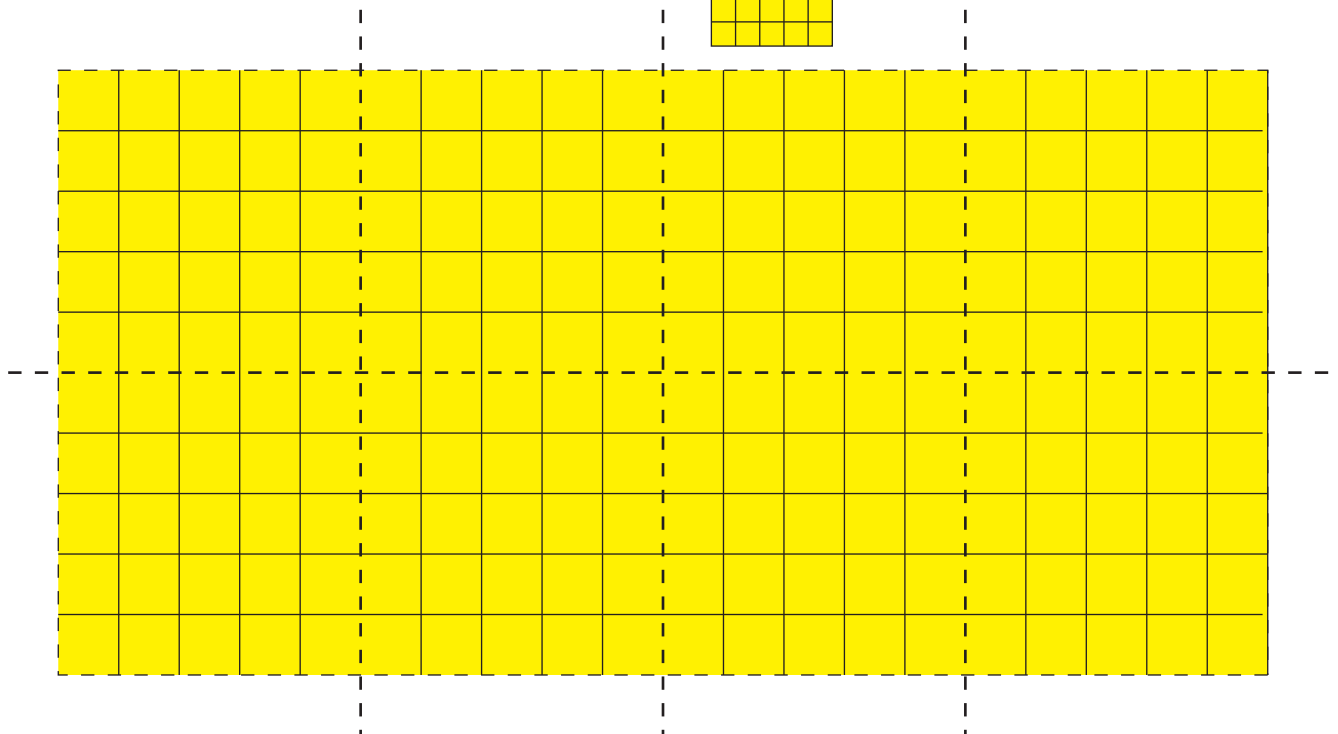

Single units. Cut along the dashed line.



Longs (columns of 5 units). Cut only along the dashed lines



Flats are grids of 5x5 units. Cut only along the dashed lines.



Print in color on a heavier paper (45 lbs or 170 g/m2). Cut out along the dashed lines.

Long-flats are rows of 5 flats. Cut only along the dashed lines.

